

简介

江花牌仪表阀组包括两阀组、三阀组和五阀组，采用NB系列阀盖总成，公称压力PN42.0MPa,公称口径DN4.0mm。两阀组设计应用于静压或液位用途，三阀组和五阀组设计用于差压变送器。

阀组按连接方式分为远程配管安装（R）和直接安装（D）两种，远程安装采用1/2NPT内螺纹配用仪表接头连接仪表，直接安装采用法兰面配用7/16高强螺栓固定于仪表。

Brief introduction

"Jianghua" instrument valve manifolds include two valve manifolds, three and five valve manifolds. We adopt NB series standard bonnet with PN42.0 MPa and DN4.0 mm. The two valve manifolds are designed for static pressure and liquid level applications; the three and five valve manifolds are designed for differential pressure applications.

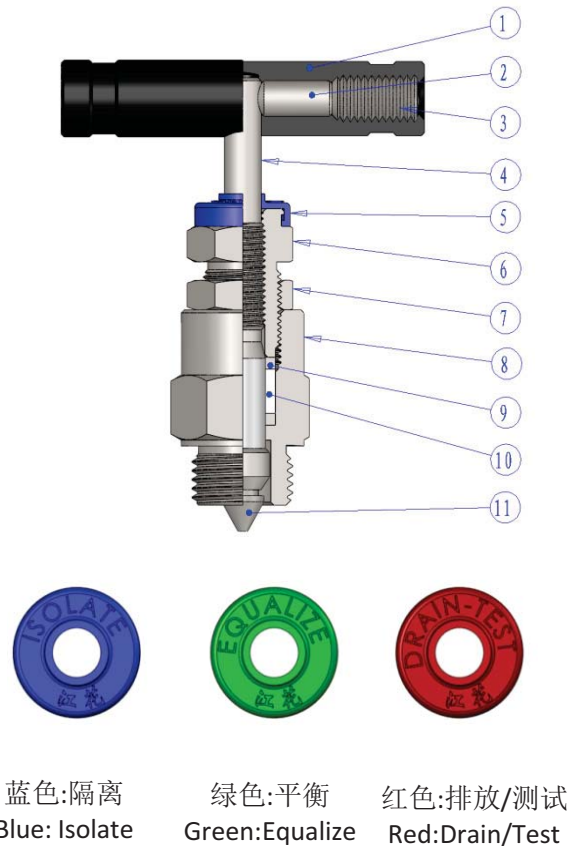
The manifolds can be divided into two types such as remote mount (R) and direct mount (D) according to the connection method. We adopt 1/2NPT female threaded connector to connect instrument for remote installation and fix the instrument and flange by using 7/16 bolts for direct installation.

标准阀盖总成 Assembly of standard valve cover

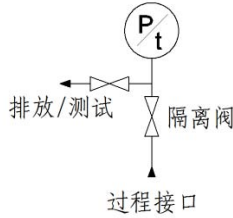
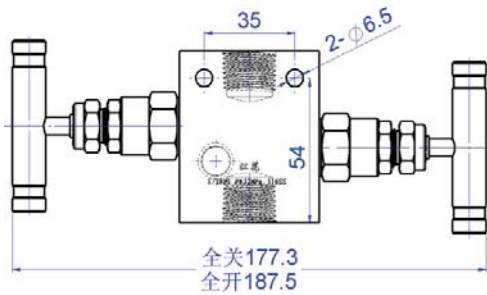
- 采用活动阀芯与阀杆铆接
- 阀杆螺纹位于填料上方，避免介质的侵蚀
- 填料螺栓的设计，随时填料调整
- PTFE填料的适用温度：-54~232℃
- 石墨填料的适用温度：-54~540℃
- 配有防尘盖，有效将阀杆螺纹与外部灰尘隔离, 并以不同的防尘盖标识阀门功能。
- Adopt riveting procedure of the active core and rod.
- The thread of rod is in front of the filler which can avoid the corrosion from the medium.
- You can adjust the filler due to the design of filler bolts.
- Applicable temperature of PTFE filler: -54~232℃
- Applicable temperature of graphite filler: -54~540℃ .
- Equipped with the dust cap which can separate the dust effectively. The labels of the cap stands for different functions of the valves.

结构材料 Material of Construction

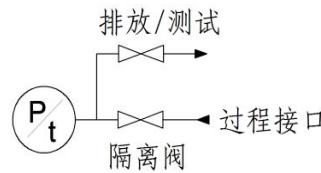
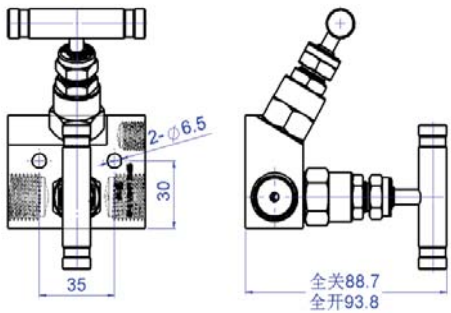
序号 No.	零件 part	材料 Material
1	手柄 Handle	铝氧化, 不锈钢 Anodized aluminum or SS
2	手柄销 Handle pin	304SS
3	紧定螺钉 Set Screw	304SS
4	阀杆 Stem	316SS
5	防尘盖/功能标记 Dust cap/function label	塑料 Plastic
6	填料螺栓 Packing bolt	316SS(304SS)
7	锁紧螺母 Lock nut	316SS(304SS)
8	填料垫 Packing washer	316SS
9	填料 Packing	聚四氟乙烯, 石墨 PTFE or graphite
10	阀座 Bonnet	316SS(304SS)
11	阀芯 Stem tip	316SS(Stellite)
	阀体 body	316SS(304SS,321SS)



远程安装两阀组 Remote mount 2-valve manifold

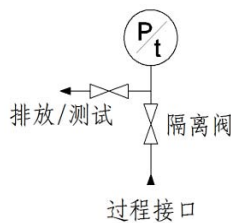
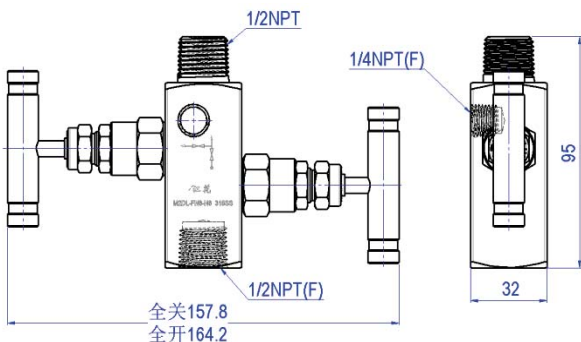


型号 Type	入口/过程接口 Inlet/Process	出口/仪表Outlet/Instrument	排放口/测试口 Drain/Test
M2RL-FN8 (原EF-1型)	1/2NPT内螺纹 Female	1/2NPT内螺纹 Female	1/4NPT内螺纹 Female



型号 Type	入口/过程接口 Inlet/Process	出口/仪表Outlet/Instrument	排放口/测试口 Drain/Test
M2RA-FN8 (原EF-2型)	1/2NPT内螺纹 Female	1/2NPT内螺纹 Female	1/4NPT内螺纹 Female
M2RA-FN4	1/4NPT内螺纹 Female	1/4NPT内螺纹 Female	1/4NPT内螺纹 Female

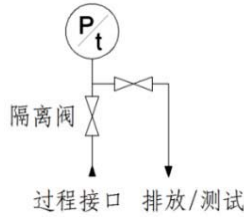
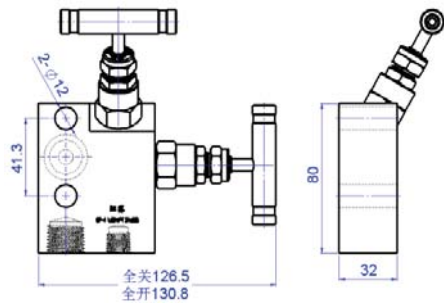
直接安装两阀组 Direct mount 2-valve manifold



型号 Type	入口/过程接口 Inlet/Process	出口/仪表Outlet/Instrument	排放口/测试口 Drain/Test
M2DL-FN8-N8 (原EF-3型)	1/2NPT内螺纹 Female	1/2NPT外螺纹 Male	1/4NPT内螺纹 Female
M2DL-N8-FN8	1/2NPT外螺纹 Male	1/2NPT内螺纹 Female	1/4NPT内螺纹 Female
M2DL-N8-N8	1/2NPT外螺纹 Male	1/2NPT外螺纹 Male	1/4NPT内螺纹 Female

仪表阀组 Instrument Manifolds

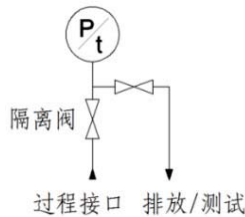
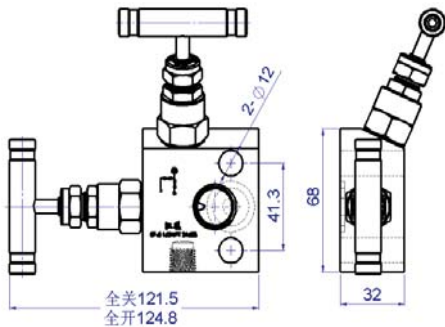
江花®
JIANGHUA



配有1只聚四氟乙烯密封环和2只7/16"UNF高强度螺栓

This manifold is supplied with one PTFE sealing rings and two 7/16"UNF tensile bolts.

型号 Type	入口/过程接口 Inlet/Process	出口/仪表Outlet/Instrument	排放口/测试口 Drain/Test
M2DAV-FN8	1/2NPT内螺纹 Female	法兰 flanged	1/4NPT内螺纹 Female
M2DAV-FN8A-F(原EF-4型)	φ14UBW	法兰 flanged	1/4NPT-φ8橡胶管接头 Rubber pipe connector

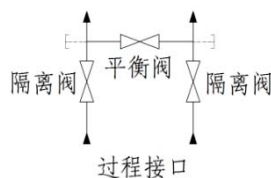
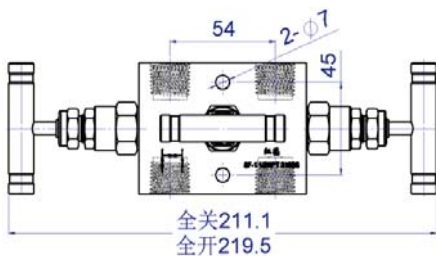


配有1只聚四氟乙烯密封环和2只7/16"UNF高强度螺栓

This manifold is supplied with one PTFE sealing rings and two 7/16"UNF tensile bolts.

型号 Type	入口/过程接口 Inlet/Process	出口/仪表Outlet/Instrument	排放口/测试口 Drain/Test
M2DA-FN8	1/2NPT内螺纹 Female	法兰 flanged	1/4NPT内螺纹 Female

远程安装三阀组 Remote mount 3-valve manifold

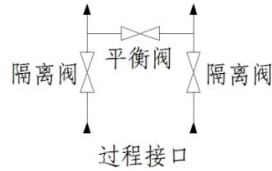
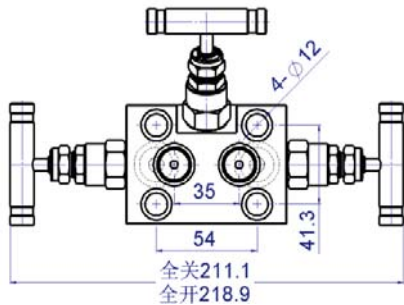


型号 Type	入口/过程接口 Inlet/Process	出口/仪表Outlet/Instrument	测试口 Test
M3RV-FN8	1/2NPT内螺纹 Female	1/2NPT内螺纹 Femal	选项 Option
M3RV-FN8A(原QFF3型)	φ14UBW	φ14UBW	选项 Option

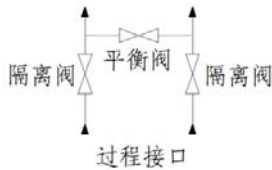
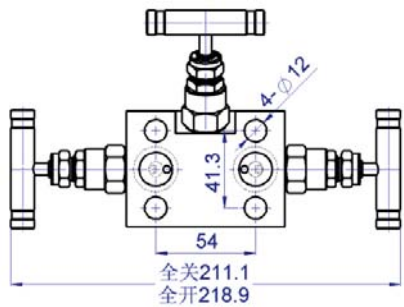
选项: 后缀-T为配置1/4NPT内螺纹测试口和堵头

Option: Use Model No.suffix -T for 1/4 femail NPT test ports and plugs.

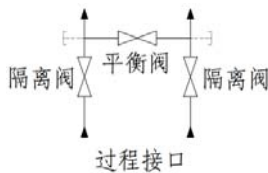
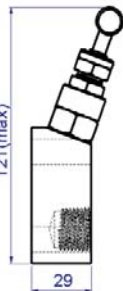
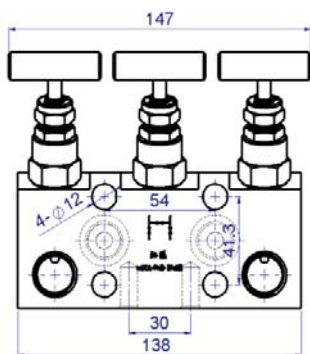
直接安装三阀组 Direct mount 3-valve manifold



型号 Type	入口/过程接口 Inlet/Process	出口/仪表 Outlet/Instrument
M3DA-FN8	1/2NPT内螺纹 Female	法兰 Flanged
M3DA-FN8A (原SF-2B型)	φ14UBW	法兰 Flanged



型号 Type	入口/过程接口 Inlet/Process	出口/仪表 Outlet/Instrument
M3DA-FL	法兰 Flanged	法兰 Flanged



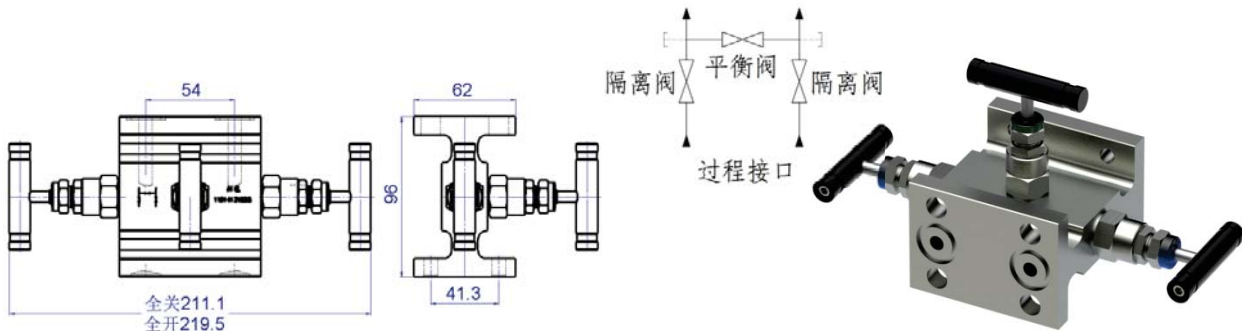
型号 Type	入口/过程接口 Inlet/Process	出口/仪表 Outlet/Instrument	测试口 Test
M3DL-FN8	1/2NPT内螺纹 Female	法兰 Flanged	选项 Option

选项: 后缀-T为配置1/4NPT内螺纹测试口和堵头

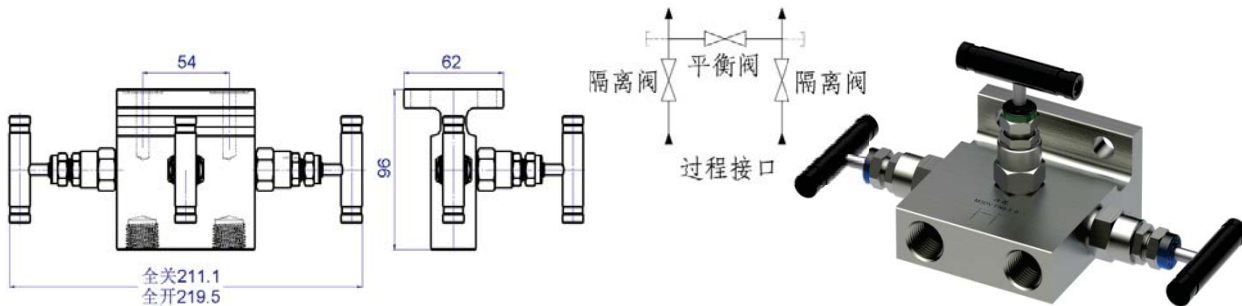
Option: Use Model No.suffix -T for 1/4 female NPT test ports and plugs.

直接安装型三阀组配有2只PTFE密封环和4只7/16"UNF高强螺栓

The direct mount manifold is supplied with two PTFE sealing rings and four 7/16"UNF tensile bolts.



型号 Type	入口/过程接口 Inlet/Process	出口/仪表 Outlet/Instrument	测试口 Test
M3DV-FL (原1151-H型)	法兰 Flanged	法兰 Flanged	选项 Option

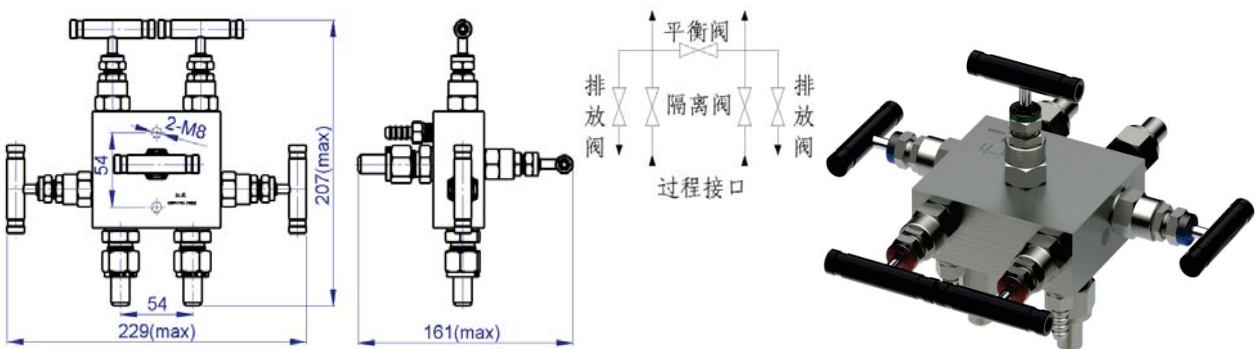


型号 Type	入口/过程接口 Inlet/Process	出口/仪表 Outlet/Instrument	测试口 Test
M3DV-FN8 (原1151-T型)	1/2NPT内螺纹 Female	法兰 Flanged	选项 Option

选项: 后缀-T为配置1/4NPT内螺纹测试口和堵头

Option: Use Model No.suffix -T for 1/4 femail NPT test ports and plugs.

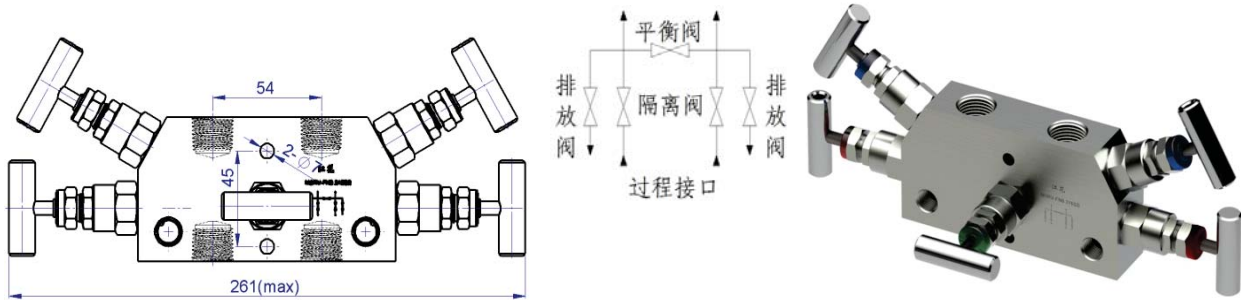
远程安装五阀组 Remote mount 5-valve manifold



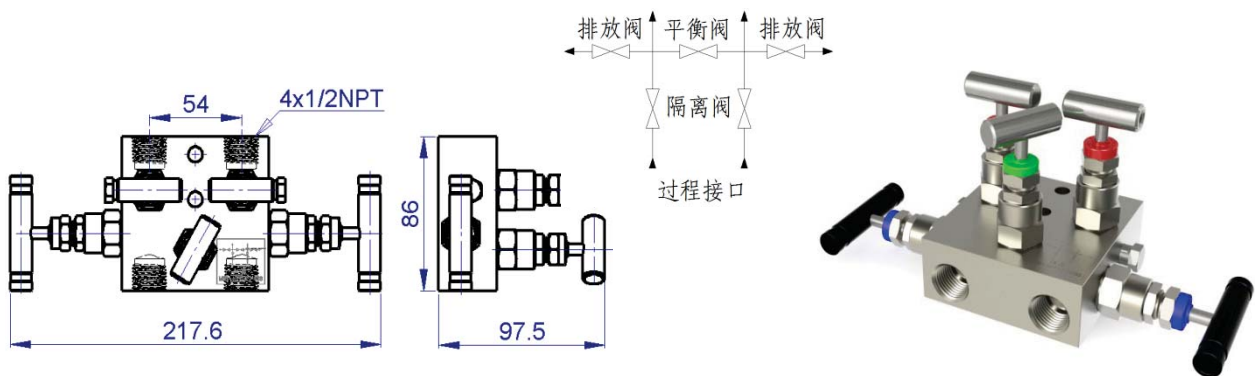
型号 Type	入口/过程接口 Inlet/Process	出口/仪表 Outlet/Instrument	排放口/测试口 Drain/Test
M5RVV-FN8	1/2NPT内螺纹 Female	1/2NPT内螺纹 Female	1/4NPT内螺纹 Female
M5RVV-FN8A-F (原WF-1,2)	φ14UBW	φ14UBW	1/4NPT-φ8橡胶管接头 Rubber pipe connector

仪表阀组 Instrument Manifolds

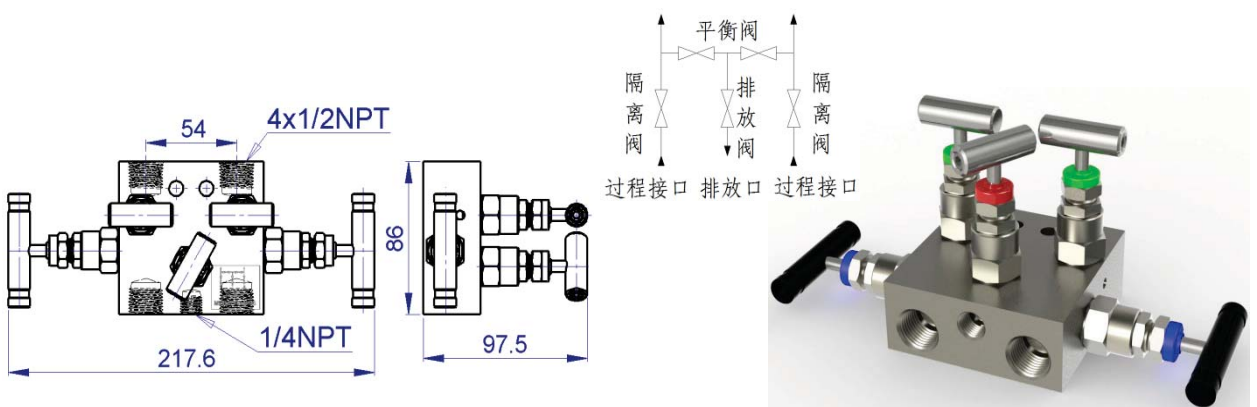
江花®
JIANGHUA



型号 Type	入口/过程接口 Inlet/Process	出口/仪表Outlet/Instrument	排放口/测试口 Drain/Test
M5RA-FN8	1/2NPT内螺纹 Female	1/2NPT内螺纹 Female	1/4NPT内螺纹 Female



型号 Type	入口/过程接口 Inlet/Process	出口/仪表Outlet/Instrument	排放口/测试口 Drain/Test
M5RV-FN8	1/2NPT内螺纹 Female	1/2NPT内螺纹 Female	1/4NPT内螺纹 Female

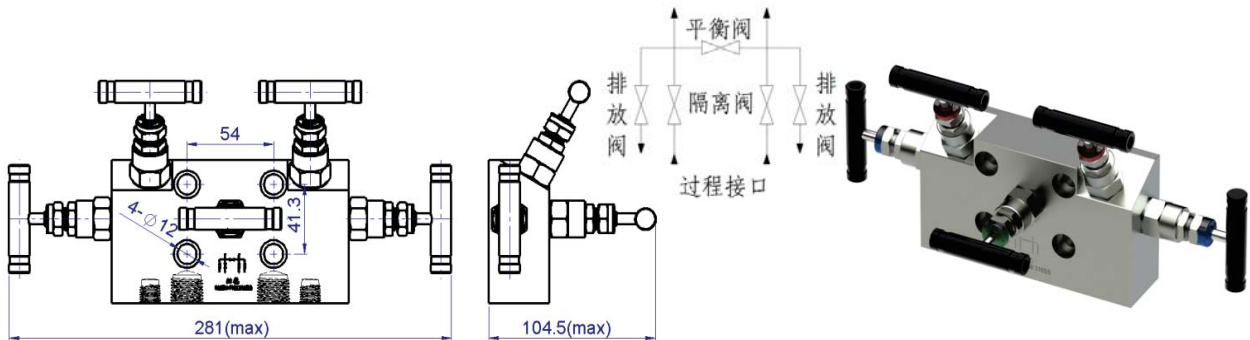


该五阀组设有两只平衡阀，适用于测量精度要求高的场所。

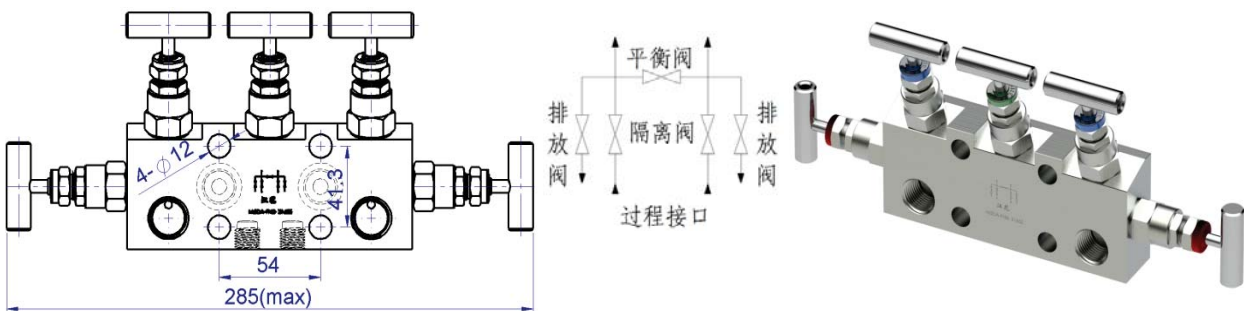
This five valve manifold have two balance valve which are suited in the area of high demand for measurement.

型号 Type	入口/过程接口 Inlet/Process	出口/仪表Outlet/Instrument	排放口/测试口 Drain/Test
M5RB-FN8-TP(原WF-4)	1/2NPT内螺纹 Female	1/2NPT内螺纹 Female	1/4NPT内螺纹 Female

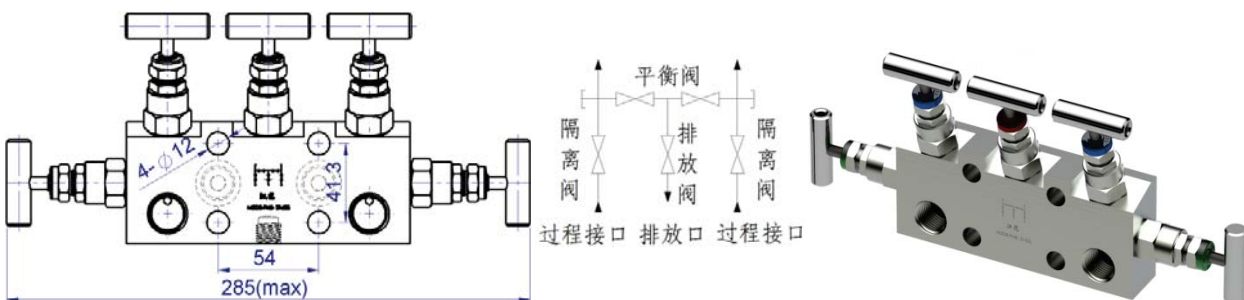
直接安装五阀组 Direct mount 5-valve manifold



型号 Type	入口/过程接口 Inlet/Process	出口/仪表Outlet/Instrument	排放口/测试口 Drain/Test
M5DAV-FN8	1/2NPT内螺纹 Female	法兰 Flanged	1/4NPT内螺纹 Female
M5DAV-FN8A-F (原WF-5)	φ14UBW	法兰 Flanged	1/4NPT-φ8橡胶管接头 Rubber pipe connector



型号 Type	入口/过程接口 Inlet/Process	出口/仪表Outlet/Instrument	排放口/测试口 Drain/Test
M5DA-FN8	1/2NPT内螺纹 Female	法兰 Flanged	1/4NPT内螺纹 Female



该五阀组设有两只平衡阀，适用于测量精度要求高的场所

This five valve manifold have two balance valve which are suited in the area of high demand for measurement.

型号 Type	入口/过程接口 Inlet/Process	出口/仪表Outlet/Instrument	排放口/测试口 Drain/Test
M5DB-FN8	1/2NPT内螺纹 Female	法兰 Flanged	1/4NPT内螺纹 Female

直接安装型阀组配有2只PTFE密封环和4只7/16"UNF高强度螺栓

The direct mount manifold is supplied with two PTFE sealing rings and four 7/16"UNF tensile bolts.

订购须知 Ordering information

阀组系列 Manifold serise	安装型式 Mount type	阀体型式 Body type	进口方向 Inlet Direction	填料 packing	入口/过程接口 Inlet/Process	尺寸 size	规格 spec.	出口/仪表 Outlet/Instrument	排放口/测试口 Drain/Test
M2 二阀组 2-Valve manifold	D 直接安装 Direct mount	A 阀门角度排列 Angle pattern	与出口同向 Same with outlet	聚四氟乙烯 PTFE	N NPT 外螺纹 male NPT	8 1/2	无 No	共面法兰 Flanged	无① No
M3 三阀组 3-Valve manifold	R 远程安装 Remote mount	B 双平衡阀 Double balance	与出口垂直 Vertical with outlet	石墨 G Graphite	FN NPT 内螺纹 Female NPT	8 1/2 4 1/4	A B	与进口相同 same with inlet	T 1/4NPT(F)
M5 五阀组 5-Valve manifold		L 阀门直线排列 valves in-line mounted	V 阀门垂直排列 valves vertically mounted		FL 法兰 flanged	C	C	标识方法同进口 the lable method is the same with	P 堵头 Plug
					D		C		C

阀体材料 Body Material
S1 321SS
S4 304SS
S6 316SS
S6L 316L
St 碳钢 CS

选配接头规格 Optional connector
A 14UBW 接管活接对焊 Tube union of butt welding
B 12mm 双卡套米制管 Metric tube of double ferrules
C 6mm 双卡套米制管 Metric tube of double ferrules
D 1/2" 双卡套英制管 Fractional tube of double ferrules
E 1/4" 双卡套英制管 Fractional tube of double ferrules

说明

- 注①:加设测试口, 仅用于部份三阀组和五阀组
- 该样本中所列阀组为典型配置, 用户可根据此指南配置所需规格或联系我们
manufacture as the customer's requirements of the specification or the other products.

Note

选型